



How to fund your account in the Totality Core web browser.



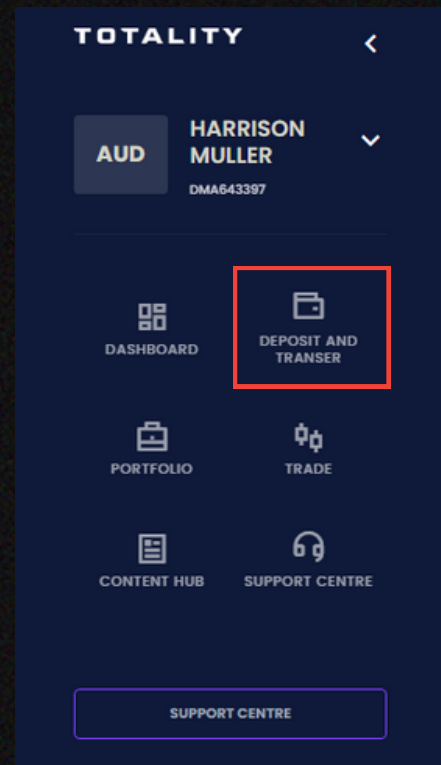


Walkthrough Guide

1) Visit Totality Core via your web browser at: core.totality.com.au



2. Click 'Deposit and transfer' in the side tab.



3.1 From the drop-down menu, select the Totality sub-account into which you would like to deposit the funds.

3.2 Inform us whether you are depositing funds from a local (i.e., Australian) or international bank account.

3.3 The 'Account Name' box will populate with the bank details you need to transfer funds from your personal bank account to your Totality account.

3.4 log in to your personal bank account app and transfer the funds to your Totality account via electronic funds transfer with the details provided.

