


How to install the Totality Core mobile app on iPhone






Walkthrough Guide

1




Open the App Store.

2



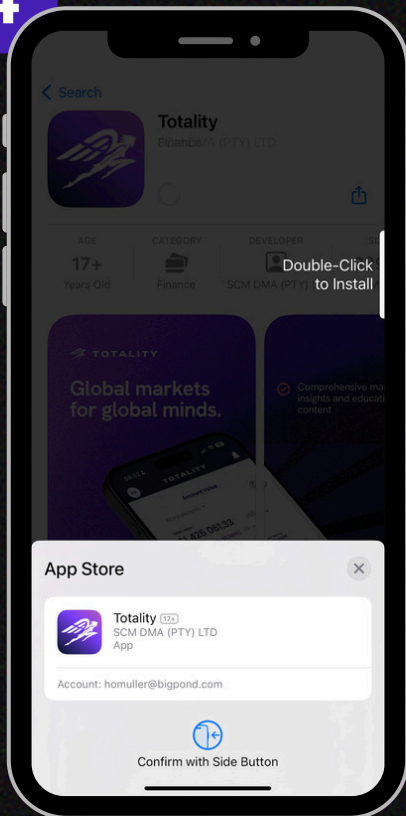
In the search bar, type 'Totality'.

3




Look for the 'Totality Core' app.

4



Tap 'Get' and then 'Install'. You may be asked to enter your Apple ID password or use Face ID.

5



Once installed, open the 'Totality Core' app and follow the on-screen instructions to log in or create your account.

For questions or support, reach out to our client services team at help@totality.com.au or call us on +61 2 8267 9000

